

LANCIA

Ltr. 



1

1,6 955 A4.000

85 kW
(116 PS)

DELTA III (844)

08/08→

D59714-01 ¹²
71754668



B38531-00 ¹³ ³⁵
71749743



H40656-00
55221093

80,5 Ø
0,82 mm 0
MLS

H40656-10
55221094

80,5 Ø
0,92 mm 1 □
MLS



H40656-20
55221095

80,5 Ø
1,02 mm 2 □
MLS

T38336-00
55214378 (10X)



RIBE

X59714-01
55205111



N93126-00
55183812 (16x)

P76812-00
55183812


M59515-00
71754211




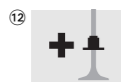
X59732-01
55210879



70-31414-10

P77403-01 K → 

71718365
PTFE
P77404-01 N
46802577
30x45x7
AB SL RD NBR



Ref. GLASER GLASER-Nr. GLASER-No. Réf. GLASER Rif. GLASER Glaser No.	Ref. GLASER GLASER-Nr. GLASER-No. Réf. GLASER Rif. GLASER Glaser No.	Ref. GLASER GLASER-Nr. GLASER-No. Réf. GLASER Rif. GLASER Glaser No.	Ref. GLASER GLASER-Nr. GLASER-No. Réf. GLASER Rif. GLASER Glaser No.	Ref. GLASER GLASER-Nr. GLASER-No. Réf. GLASER Rif. GLASER Glaser No.	Ref. GLASER GLASER-Nr. GLASER-No. Réf. GLASER Rif. GLASER Glaser No.	Ref. GLASER GLASER-Nr. GLASER-No. Réf. GLASER Rif. GLASER Glaser No.	Ref. GLASER GLASER-Nr. GLASER-No. Réf. GLASER Rif. GLASER Glaser No.	Ref. GLASER GLASER-Nr. GLASER-No. Réf. GLASER Rif. GLASER Glaser No.	Ref. GLASER GLASER-Nr. GLASER-No. Réf. GLASER Rif. GLASER Glaser No.
B38531-00 D59714-01 H40656-00 H40656-10 H40656-20 M59515-00 N93126-00 P76812-00 P77403-01 P77404-01 T38336-00 X59714-01 X59732-01 70-31414-10									